


















Matches Factory Flush Look

Dark Solar Privacy Glass

Contoured to Match Side Walls and Doors

All Glass Look™ selection for current model Chevy/GMC, full size vans. They are the perfect accent to aerodynamic van styling, with dark solar privacy glass that goes right to the edge for a flush look. Interior structural framing has a black powder-coat finish, edge of the glass. The entire unit is contoured to match the sidewall or door, making installation as simple as conventional fully framed windows. Our T-Vent Bay Windows feature state-of-the-art operating hardware on opening panels.

<u>DRIVERS SIDE WINDOWS</u>			
	FW111	T-Vent "All Glass Look" Window - Driver Side Forward 42-3/4" x 28-1/4"	
	FW411	T-Vent "All Glass Look" Window - Driver Side Forward 43-7/8" x 28-5/8"	
	FW121L	T-Vent "All Glass Look" Window - Driver Side Rear 42-3/4" x 28-1/4"	
	FW421L	T-Vent "All Glass Look" Window - Driver Side Rear 43-7/8" x 28-5/8"	
<u>PASSENGER SIDE WINDOWS</u>		<u>SIDE DOOR WINDOWS</u>	
	FW121R	T-Vent "All Glass Look" Window - Passenger Side Rear 42-3/4" x 28-1/4"	
	FW421R	T-Vent "All Glass Look" Window - Passenger Side Rear 43-7/8" x 28-5/8"	
			
			
<u>PASSENGER SIDE SLIDING DOOR</u>		<u>REAR DOOR WINDOWS</u>	
	FW131	16 7/16" X 20 7/8" Because of Structural concerns we recommend two 40% Door Windows in the Sliding Door--one on each side of the vertical beam	
			

Prices Subject to Change without Notice